

Hospitality Wear Summer '26 Look Book

We're thrilled to introduce our newest collection, where elegance meets professionalism. Every piece is crafted from carefully selected, high-quality fabrics that radiate sophistication and individuality. Designed to strike the perfect balance between boldness and refined style, the collection ensures a polished, confident, and effortlessly professional look. Our range is available in sizes XXS–XXXL, and clients are welcome to add their own customised designs, which we can incorporate seamlessly. We'll provide samples of your designs for your approval to ensure every detail meets your expectations.

A 10% discount applies to all new clients. For more information, please contact us at:

✉ business@theboardroomwear.com



Navy Horizon Dress
R750

A timeless knee-length shift dress designed with a tailored silhouette, short sleeves, and a round neckline. Made from a structured stretch fabric (polyester, viscose, wool) for comfort and a flattering fit. Perfect for corporate wear, formal events, or elegant day-to-night styling.

colour palette available in stock



Charcoal Fitted Dress
R850

Elegant knee-length shift dress with short sleeves and a round neckline. Crafted from a stretch blend (polyester, viscose, wool) for comfort and a sleek, tailored fit. Ideal for professional and formal wear.



Serenity Blue Dress

R1250



Classic A-line dress in a soft blue tone, featuring a flattering fitted bodice and gently flared skirt. Designed with long sleeves and a clean round neckline, crafted from a lightweight stretch blend for comfort and ease of movement.

A flared skirt completes the look, with precision panelling for volume.



Skyline Elegance Dress

R1250

dress is your year-round big day hero. It's crafted with an open neckline, three-quarter length sleeves and angled darts to the neck and into the waist for a contouring fit, while its sculpt stretch crepe composition ensures it stays comfortable all day long.



Crew Neck
Fit & A-Line
Slim Fit
Fully lined except sleeves
Midi length
Back neck to hem length: 110cm/43.3in
Three quarter length sleeve:
50.5cm/19.9in
Fits true to size

Sculpt Knit Dress-3/4 sleeved
R1150



Crafted from our comfortable sculpt knit , this stretchy and seriously chic dress, features Round Neck, Unlined, Midi Back neck to hem length:

112cm/44.1in

Three quarter length sleeve: 49.5cm/19.5in

Fits true to size



Navy Knit Dress
R950

This navy dress is crafted from soft, stretch-knit fabric for comfort and effortless movement. Featuring tailored short sleeves and a classic shirt-style collar, it combines professional polish with a modern twist.



The Emerald Dress

Dress and Trousers available in
the colour palette below

R1250



Classic A-line dress in a soft blue tone, featuring a flattering fitted bodice and gently flared skirt. Designed with long sleeves and a clean round neckline, crafted from a lightweight stretch blend for comfort and ease of movement.

A flared skirt completes the look, with precision panelling for volume.



The Emerald Trousers

R1150

Crafted from our sculpt stretch crepe in a dark green shade, the emerald trousers sit high on the waist with central pressed creases, the straight-leg silhouette flares slightly from the knee for a modern feel. Plus, they're woven with stretch for a comfortable fit that's still flattering.



Navy-tailored wool suit

R2250



A contemporary take on professional dressing, this suit features a tailored blazer with a sleek, form-fitting silhouette. The blazer is designed with three visible buttons at the front for a chic, structured look, complemented by two hidden inner buttons for added security and a smooth fit. Paired with elegantly flared trousers, the ensemble balances sophistication with modern style, offering ease of movement and a flattering profile.



Crepe Stretch Suit

R2150



A modern, sophisticated suit crafted from a luxurious blend of wool, stitch crepe, and a hint of stretch for comfort, ease of movement, and a flattering fit. Featuring a tailored, form-fitting silhouette with two sleek front buttons and a streamlined notch lapel, this blazer combines timeless elegance with contemporary style.





The Beige Suit

R2450

A modern, versatile suit in a soft beige tone, designed for effortless sophistication. The high-waisted trousers offer a flattering fit that skims the body without being too tight, creating a streamlined silhouette. The blazer features a relaxed yet corporate cut, balancing professional refinement with comfort and ease of movement.



Grey Checkered Wool Suit

R2450

A contemporary twist on classic tailoring, this grey checkered suit is crafted from premium wool for structure and comfort. The 3/4 slim-fit trousers offer a modern, streamlined silhouette, while the double-breasted blazer makes a bold statement with a clean, lapel-free design for a sleek, minimalist aesthetic.



Cropped Suits
R2195


A sleek and professional set featuring a single-breasted navy blazer, slim-fit trousers, and a crisp light blue shirt. Made from a durable stretch blend (polyester, viscose, elastane) for comfort and shape retention. Perfect for business or formal settings.




Shirting Fabrics – Endless Possibilities

R420

With over 50 shirting fabrics to choose from, we offer an extensive selection to suit every style and occasion. Our range spans from timeless plain colours to bold checkered patterns, giving you the freedom to create shirts that truly reflect your look. Each fabric is carefully selected for its unique qualities—whether it's breathability for all-day comfort, distinctive textures, elevated thread counts for a smoother finish, or enhanced durability for everyday wear.




We design and produce shirts for both ladies and men, offering a wide variety of styles and cuts to suit every preference. From sharp slim fits to relaxed wide cuts, our shirts are tailored with precision and crafted from premium fabrics.



2-Piece Suits

R2450



The Sterling Charcoal Suit

Crafted from premium suiting fabric, it features a structured single-breasted blazer with a sharp notch lapel, flap pockets, and a two-button closure for a clean, classic finish.



The Heritage Grey Suit

This suit blends timeless tailoring with everyday versatility. The single-breasted blazer is cut in a sharp, structured silhouette, complete with notch lapels and a two-button closure for a polished finish. Paired with tailored trousers in a straight cut, the suit offers a clean, professional look



Classic 3-piece suits

R3150



The Refined Grey Suit

The light grey tone projects confidence and approachability, making it an ideal choice for managers and supervisors who want to embody leadership with effortless style.



Navy Signature Slim Fit

A timeless expression of sophistication, this three-piece suit is crafted from premium wool with a smooth, refined finish. Designed in a slim fit, it creates a sharp, custom-tailored look that enhances the silhouette while ensuring comfort and ease of movement.

